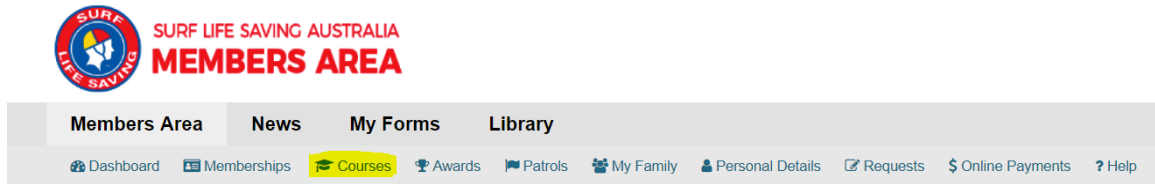
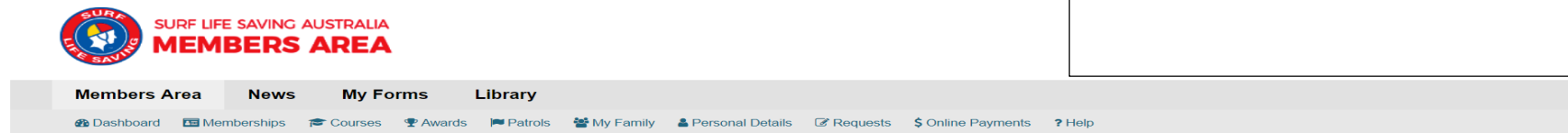


STEP ONE:
 Head to the members portal where you registered online.



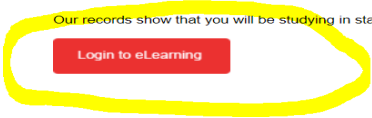
STEP TWO
 Click on “COURSES”
 This will then bring up “LOGIN TO eLearning”



SLSA E-Learning

By clicking the below button you will be transferred to SLSA's new e-learning system. A limited number of courses are available right now and over time courses will be added and made available for you to perform. Please contact your state academy if you have any questions.

Our records show that you will be studying in state: **NSW**. If this is incorrect, please contact your organisation of membership.



Courses



SLS - Life Saving
SLS Life Saving courses

STEP 3:-

CLICK ON TRAINING LIBRARY

This will bring up this screen- then click
view courses

View Courses

STEP FOUR

- ENROL in the course and process the payment (which is \$0)
- Make sure if you are doing the BRONZE you enrol in Bronze and SRC you enrol in SRC. They overlap but if you do the wrong one- you will have to do it again.

STEP FIVE

- The course has now been allocated to your “MY TRAINING” folder and you can work through it as we progress weekly through the components.